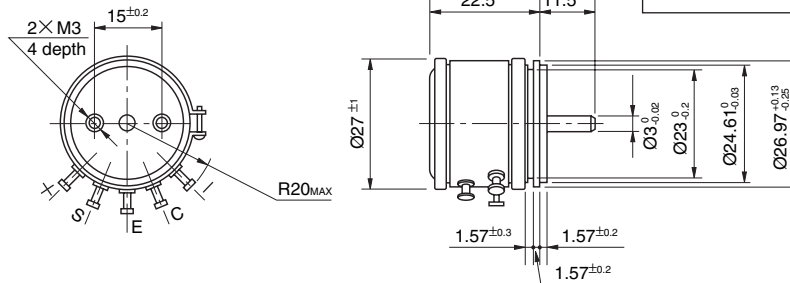


FSCB30A

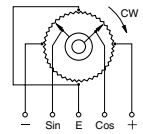


Conductive Plastic

Standard Dimensions



Terminal Connection Diagram

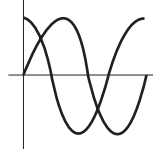


General Specifications

Standard Resistance Values	1 k, 2 k, 5 k, 10 k Ω $\pm 15\%$
Conformity Tolerance (Peak-Peak)	Standard Class $\pm 1.0\%$ Precision Class $\pm 0.7\%$
Electrical Travel	360° (Endless)
Mechanical Travel	360° (Endless)
Resolution	Essentially infinite
Output Smoothness	Below 0.1% against input voltage
Contact Resistance Variation	Below 8% C.R.V.
Power Rating	0.75 W
Recommended Wiper Current	<10 μA
Starting Torque	Below 3 mNm
Resistance Temperature Coefficient	± 400 p.p.m./°C
Weight	~ 30 g

General Performances

Sine-Cosine 360°



Environmental Specifications

Operating Temperature Range	~ -55 °C – +105 °C
Shock	50 g
Vibration	10 Hz to 2,000 Hz, 15 g
Life Expectancy	~ 50,000,000 shaft revolutions
Sealing	Std IP40, IP65 possible

Special Specification Examples

Better tolerances of resistance and linearity. Fractional resistance values. Other electrical or mechanical angles. Multi-ganged (available up to 3 gangs, housing length is extended by 16 mm per 1 gang). Shaft with front and rear extension (rear shaft with 3 mm dia. and 10 mm length). Shaft dia. (\varnothing 3.175 mm) with inch dimensions. Special machining on the shaft.

Subject to change without prior notice. We refer to our general terms and conditions.

Contact:	E-mail info@caldaro.com	Main +46 (0)8 736 12 70
	Internet www.caldaro.com	United Kingdom 0800 169 7950
		Germany +49 (0)6136 760 56 00